



LEAD PAINT SAFETY: HOME REPAIR & CLEANING GUIDE

Based on EPA & HUD Lead-Based Paint Work Practices

Golden Rule:
Work safe & clean,
as you do in your own home.

Lorisa Seibel, Reinvestment Partners

110 E. Geer St. PO Box 1929, Durham, NC 27702-1929

919-667-1000 ext. 25

Lorisa@ReinvestmentPartners.org

<https://reinvestmentpartners.org/what-we-do/local-services/healthy-homes-lead-safety.html>



LEAD POISONING

Lead in dust, soil & paint chips can poison children.
Children under age 6 should be tested for lead poisoning.

**Most homes built before 1978
have some lead-based paint.**

Lead-based paint can become hazardous when it deteriorates or is disturbed by renovations.

Lead hazards can also be caused by impact from doors, friction from windows, and even vinyl mini-blinds.



Lead paint can be on old furniture, including cribs.

Lead can be in imported plastic, including toys.

To keep lead solder out of drinking water, run your water until you feel a change in temperature before drinking it.

Use only cold water for baby bottles.

FEDERAL & NC RENOVATION LAWS

Contractors are required by US & NC laws to be trained, certified and use lead-safe work practices if they disturb paint in homes built before 1978.

Contractors who disturb paint on homes built before 1978 are required to provide Renovate Right brochures to homeowners and occupants before beginning work on homes.

North Carolina law requires that contractors also provide information on any lead paint tests before beginning work.





Find an NC-Certified Renovator who works Lead-Safe at:

Health Hazards Control, 919-707-5950
<http://epi.publichealth.nc.gov/lead/rrp.html>



3 PRINCIPLES OF LEAD-SAFETY:

- WORK SMART**
- WORK WET &**
- WORK CLEAN**

**LEAD-SAFE WORK IS NOT EXPENSIVE.
IT JUST TAKES TIME TO PREPARE & DO
THE WORK RIGHT!**



WORK SMART

DON'T EAT, DRINK OR SMOKE IN THE WORK AREA



WASH YOUR HANDS OFTEN



WEAR SAFETY GOGGLES



CLEAN BOOTS & CLOTHES

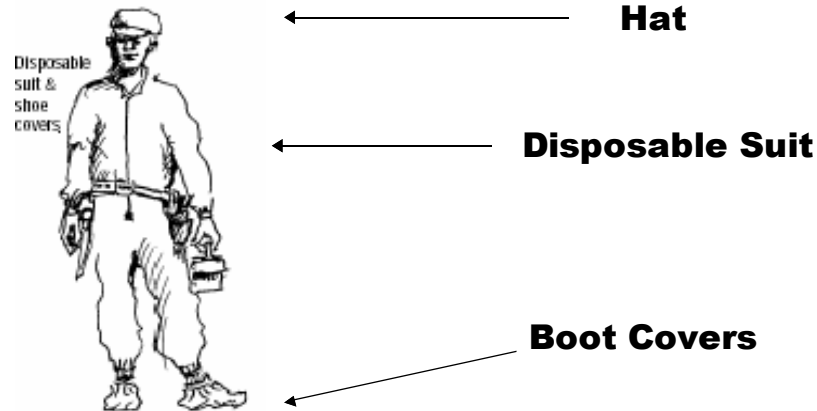


**DON'T CREATE DUST
& CLEAN AS YOU WORK.**



PROTECTIVE EQUIPMENT **FOR HIGH DUST JOBS**

PROTECTIVE CLOTHING



**YOU SHOULD NOT GENERATE SO MUCH DUST TO REQUIRE A
NIOSH-APPROVED RESPIRATOR (N-100)**



**OSHA REQUIRES EMPLOYERS TO PROVIDE TRAINING FOR
RESPIRATORS**



PROTECT OCCUPANTS

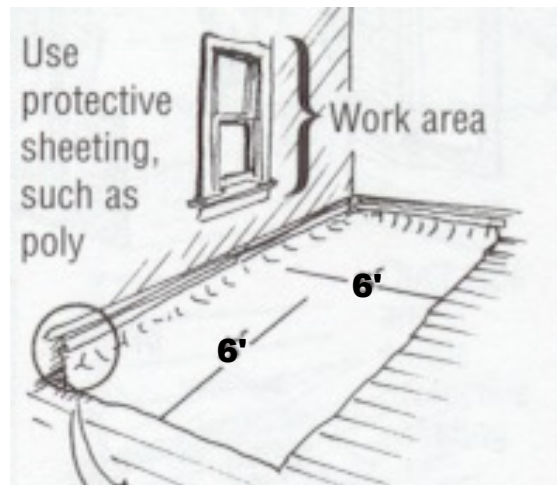
REMOVE OR COVER FURNITURE & RUGS



COVER FLOORS & GROUND WITH HEAVY PLASTIC

at least 6 FEET FROM THE WORK AREA

(at least 10 FEET ON THE EXTERIOR)



SEAL WINDOWS, DOORS & VENTS TO ISOLATE WORK AREA

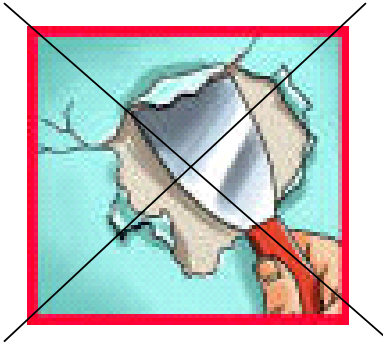


TURN OFF HVAC SYSTEM



WORK WET

AVOID DRY SCRAPING OR SANDING



**INSTEAD MIST PAINT WITH WATER AS
YOU HAND SCRAPE.**

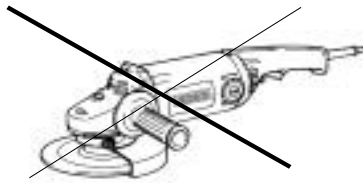


**AROUND ELECTRICAL OUTLETS, USE A WET SPONGE
SANDER OR RAG TO WET PAINT.**



WORK CLEAN
DON'T CREATE DUST

DON'T USE
POWER SANDERS OR GRINDERS



UNLESS YOU ATTACH A HEPA VACUUM





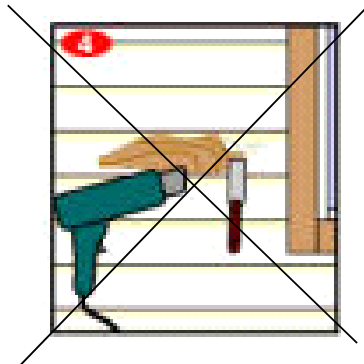
DON'T USE

UNCONTROLLED ABRASIVE SAND OR WATER BLASTING



DON'T USE

OPEN FLAME OR HIGH HEAT GUNS >1,100 degrees F



ALSO, DON'T USE

METHYLENE CHLORIDE PAINT STRIPPERS
(which can cause cancer).



CLEAN UP CAREFULLY

WRAP DEBRIS IN HEAVY PLASTIC & TAPE TO SEAL IN PAINT.

MIST & CLEAN FROM TOP DOWN TO REMOVE ANY PAINT DUST & CHIPS BEFORE FOLDING UP PLASTIC ON FLOOR.





**USE A HEPA VACUUM TO CLEAN
SILLS, FLOORS
& ALL HORIZONTAL SURFACES
IN THE WORK AREA**



**HEPA VACUUM YOUR WORK CLOTHES.
PUTTING A HEPA FILTER IN A SHOP VAC
DOES NOT MAKE IT A HEPA VACUUM.**



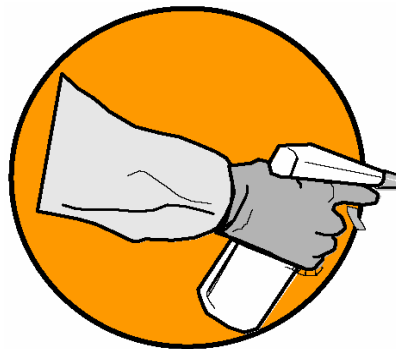
FLOOR CLEANING

USE LOTS OF RINSE WATER!!!

**USE A CLEAN MOP,
A SPRAY BOTTLE WITH CLEANSER,
A RINSE BUCKET WITH LOTS OF CLEAN WATER
(YOU MAY WANT AN EMPTY BUCKET FOR DIRTY WATER.)**



1st: SPRAY SMALL AREA WITH CLEANSER

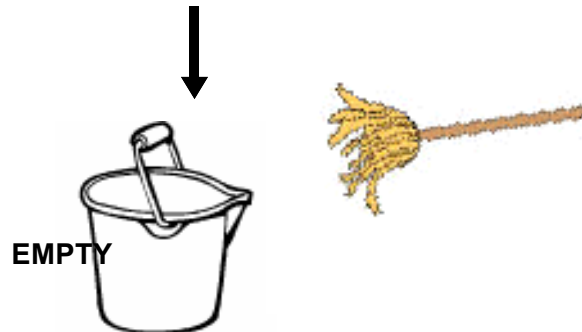


2nd: MOP THE AREA with a WET, CLEAN MOP






3rd: SQUEEZE DIRTY WATER INTO EMPTY BUCKET

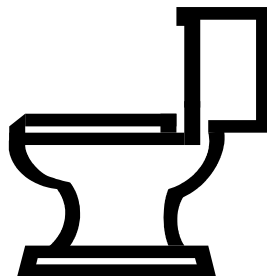


THEN RINSE IN THE CLEAN WATER



CHANGE THE RINSE WATER AS SOON AS IT GETS DIRTY!

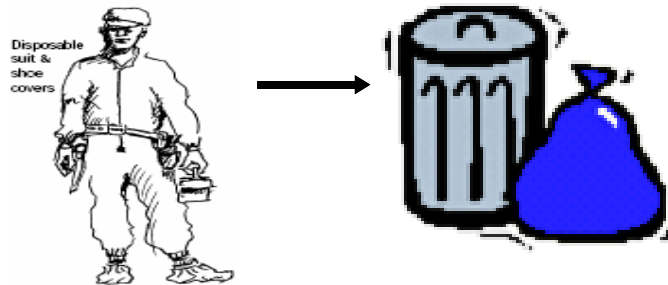
**FLUSH DIRTY WATER DOWN THE TOILET
(with permission of the owner & resident).**





PROTECT YOUR FAMILY - **DON'T TAKE LEAD DUST HOME**

**DISPOSE OF SUIT, HAT & BOOT COVERS
OR LEAVE BOOTS & CLOTHES AT WORK.**



WASH HANDS AND FACE AT WORK.



**SHOWER & CHANGE CLOTHES BEFORE HUGGING
CHILDREN.**



WASH WORK CLOTHES SEPARATELY.





PREVENT LEAD POISONING.

WORK SAFE & CLEAN ON HOMES BUILT BEFORE 1978:

1. Work Safe: Do not dry scrape or sand old paint.

- ◆ Put down plastic to catch paint chips & dust.
- ◆ Mist paint, then wet scrape onto plastic.
- ◆ Roll plastic & dispose of paint dust & chips immediately.

2. Work Clean: HEPA vacuum interior surfaces.

- ◆ Wet clean window sills, troughs, hard floors, porches, etc.

3. Maintain Paint:

- ◆ Quickly repair water leaks that cause paint to deteriorate.
- ◆ Adjust doors & windows to stop rubbing & chipping paint.
 - ◆ Cover window troughs with vinyl or aluminum.
 - ◆ Make floors & window sills smooth & easy to clean.
 - ◆ Replace old vinyl mini-blinds with lead-free blinds.

Get Lead Renovator training:

PEACH, 919-682-1300, peachlead@aol.com

Use Lead Renovators certified by North Carolina:

Health Hazards Control, 919-707-5950,
<http://epi.publichealth.nc.gov/lead/rrp.html>

MORE INFORMATION:

www.epa.gov/lead, 800-424-LEAD

www.hud.gov/lea

<http://www.nchealthyhomes.com/>

Durham County Health Department (919) 560-7600

Durham City Water Testing (919) 560-1200

Reinvestment Partners.org (919) 667-1000